

Fueling a Nation

Feeding the World

THE ROLE OF THE U.S.
ETHANOL INDUSTRY IN FOOD
AND FEED PRODUCTION



www.EthanolRFA.org

The rapid expansion of U.S. ethanol production—and the corresponding increase in the amount of grain processed by the industry—has been well documented and scrutinized in recent years. But what is often overlooked is the simultaneous increase in the amount of nutritious animal feed produced by the U.S. ethanol industry. One-third of every bushel of grain that enters the ethanol process is enhanced and returned to the animal feed market, most often in the form of distillers grains, corn gluten feed and corn gluten meal. These co-products are fed to beef cattle, dairy cows, swine, poultry, and fish in nations around the world.

Public debates and mainstream media reports about the grain ethanol industry often fail to fully appreciate the scale and contribution of today's ethanol feed co-product output. In the past decade, the annual volume of animal feed produced by the ethanol industry has grown by a factor of eight. In the 2009/10 marketing year¹, the U.S. ethanol industry generated approximately **35 million metric tons** (mmt) of high-quality feed, making the renewable fuels sector one of the larger feed processing segments in the United States. Grain ethanol co-product volumes are expected to approach **39 mmt** in 2010/11, the current marketing year.

To put these production volumes in context, consider that the amount of feed produced by the ethanol industry in 2009/10 is more than the total amount of grain consumed by all of the beef cattle in

The feed produced by ethanol plants in 2010/11 would be enough to produce nearly 50 billion quarter-pound hamburgers...

the nation's feedlots.² Looked at another way, the amount of feed produced by the ethanol industry in 2010/11 would rank as the world's fourth-largest corn crop, trailing only the United States, China, and Brazil.³ The feed produced by ethanol plants in 2010/11 would be enough to produce nearly 50 billion quarter-pound hamburger patties—or seven

patties for every person on the planet. Similarly, this amount of feed would produce enough chicken for every American to eat one normal-sized chicken breast every day for one year.

By economically displacing traditional feed ingredients, ethanol co-products effectively reduce the livestock and poultry industry's demand for corn and protein meal. The return of co-products to the feed market has agricultural land use implications as well (i.e. at least one-third of every acre "dedicated" to ethanol production should actually be characterized as producing feed, not fuel).

Feed co-products represent an increasingly important share of profit opportunities for ethanol producers. The estimated market value of feed co-products from ethanol production in 2009/10 was \$3.8 billion.⁴ An estimated additional \$1 billion was realized through sales of corn oil, a high value co-product of the wet mill ethanol process and some dry milling processes.

Without a doubt, co-products from grain ethanol production are an increasingly important and valuable component of the biofuels sector and the global feed market. Not only is the U.S. ethanol industry well positioned to provide increasing amounts of renewable fuels in the years ahead, but the sector is also poised to help satisfy growing world demand for food and feed.

¹September 1, 2009 through August 31, 2010.

²USDA Feed Grains Database.

³USDA World Agricultural Supply and Demand Estimates. April 2011.

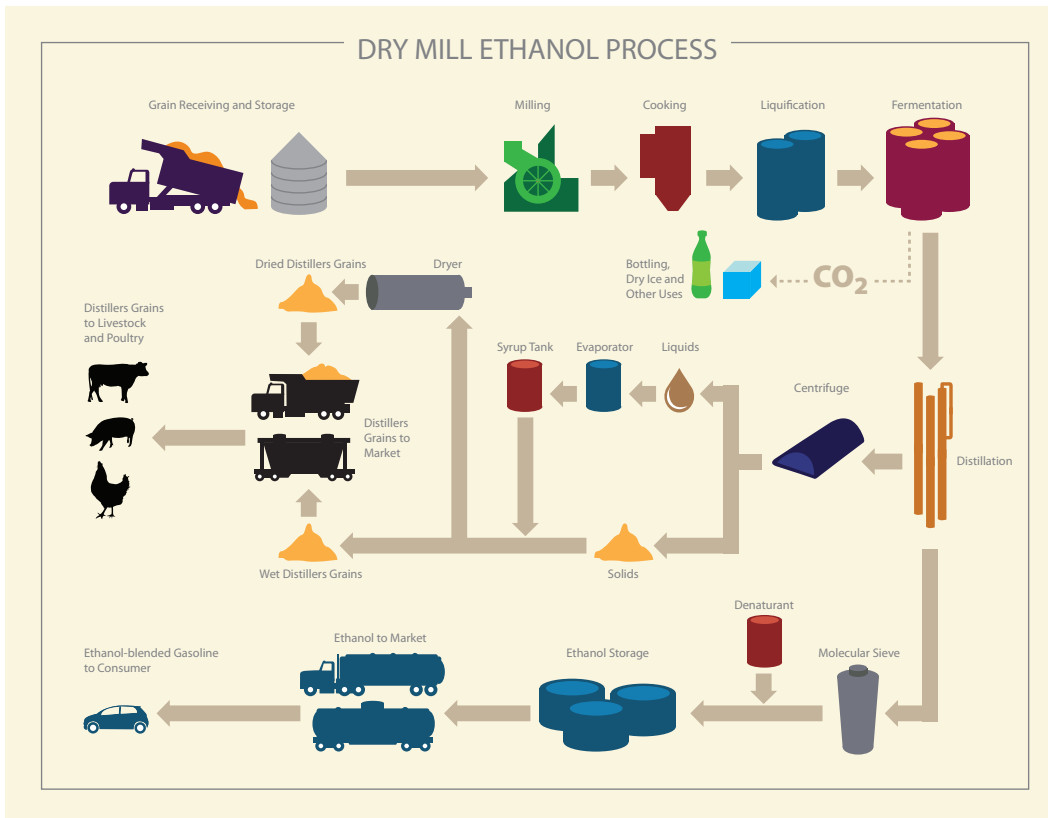
⁴Assumes 09/10 average values per short ton of \$116 for DDG and DDGS, \$75 for CGF, \$520 for CGM (USDA Feed Grains Database); and \$45/metric ton for WDGS.



WHAT TYPES OF FEED DOES THE U.S. ETHANOL INDUSTRY PRODUCE?

Two processes are primarily used to make ethanol in the United States: **dry milling** and **wet milling**. In the **dry milling** process, the entire corn kernel or other starchy grain is ground into flour (or “meal”) and processed without separation of the various nutritional component parts of the grain. The meal is slurried with water to form a “mash.” Enzymes are added to the mash, which is then processed in a high-temperature cooker, cooled and transferred to fermenters where yeast is added and the conversion of sugar to ethanol begins.

After fermentation, the resulting “beer” is transferred to distillation columns where the ethanol is separated from the remaining “stillage.” The stillage is sent through a centrifuge that separates the solids from the liquids. The liquids, or solubles, are then concentrated to about 30 percent solids by evaporation, resulting in **condensed distillers solubles (CDS)** or “syrup.” CDS is sometimes sold into the feed market, but more often the residual coarse grain solids and the CDS are mixed together and dried to produce **distillers dried grains with solubles (DDGS)**. In the cases where the CDS is not reapplied to the residual grains, the product is simply called **distillers dried grains (DDG)**. If the distillers grains are being fed to livestock in close proximity to the ethanol plant, the drying step can be avoided and the product is called **wet distillers grains (WDG)**. Because of various drying and syrup applications practices, there are several variants of distillers grains (one of which is called **modified wet distillers grains**), but most product is sold as DDGS, DDG, or WDG.



Source: Renewable Fuels Association

Increasingly, dry mill ethanol plants are removing crude corn oil from the stillage on the back end of the process. An estimated one-fourth to one-third of existing dry mills have the capability to extract corn oil, which is then sold as an individual feed ingredient or as a feedstock for biodiesel production. A handful of dry mill plants also have the capacity to fractionate the corn kernel on the front end of the process, resulting in the production of corn germ, corn bran, “high-protein DDGS” and other value-added products. Approximately 90% of the ethanol produced today comes from the dry milling process.

In the **wet milling process**, the grain is soaked or “steeped” in water to facilitate the separation of the grain into its basic nutritional components. After steeping, the corn slurry is processed through a series of grinders to separate the corn germ. **Corn oil** from the germ is either extracted on-site or sold to crushers who extract the corn oil. The remaining fiber, gluten and starch components are further segregated. The steeping liquor is concentrated in an evaporator. This concentrated product, **heavy steep water**, is co-dried with the fiber component and is then sold as **corn gluten feed (CGF)**. The gluten component is filtered and dried to produce the **corn gluten meal (CGM)**, a high-protein product used primarily as feed in poultry operations. The remaining starch can then be processed in one of three ways: fermented into ethanol, dried or modified corn starch, or processed into corn syrup.

Co-Products from the U.S. Grain Ethanol Industry

Dry Mill Process

- Distillers Dried Grains with Solubles (DDGS)
- Distillers Dried Grains (DDG)
- Wet Distillers Grains (WDG)
- Condensed Distillers Solubles (CDS)
- Modified Wet Distillers Grains (MDG)
- High-Protein DDGS (from fractionation)
- De-Oiled or De-Fatted DDGS (from oil extraction)
- Corn Germ Meal
- Crude Corn Oil

Wet Mill Process

- Corn Gluten Feed (CGF)
- Corn Gluten Meal (CGM)
- Heavy Steep Water
- Corn Germ Meal
- Crude Corn Oil

Both the wet and dry mill processes utilize only the starch portion of the corn kernel for ethanol production. The remaining protein, fat, fiber and other nutritional components remain available for use as animal feed. In distillers grains, these remaining nutritional components from the corn kernel are essentially concentrated by a factor of three, meaning typical distillers grains have at least three times as much protein and fat as an equivalent amount of corn.



PROXIMATE NUTRITIONAL ANALYSIS OF NO. 2 YELLOW CORN, DDGS, CGF, CGM

	% Dry Matter	% Protein	% Fat	% Fiber
Corn, Yellow No. 2	85.5	8.3	3.9	1.9
Corn Distillers Dried Grains w/ Solubles	89.3	30.8	11.1	7.4
Corn Gluten Feed	88.0	21.0	2.0	10.0
Corn Gluten Meal, 60%	90.0	60.0	2.0	2.5

Sources: NRC 1998, White & Johnson (Corn); University of Minnesota, 2009 (DDGS); Feedstuffs Reference Issue (CGF and CGM)

HOW MUCH FEED DOES THE U.S. ETHANOL INDUSTRY PRODUCE?

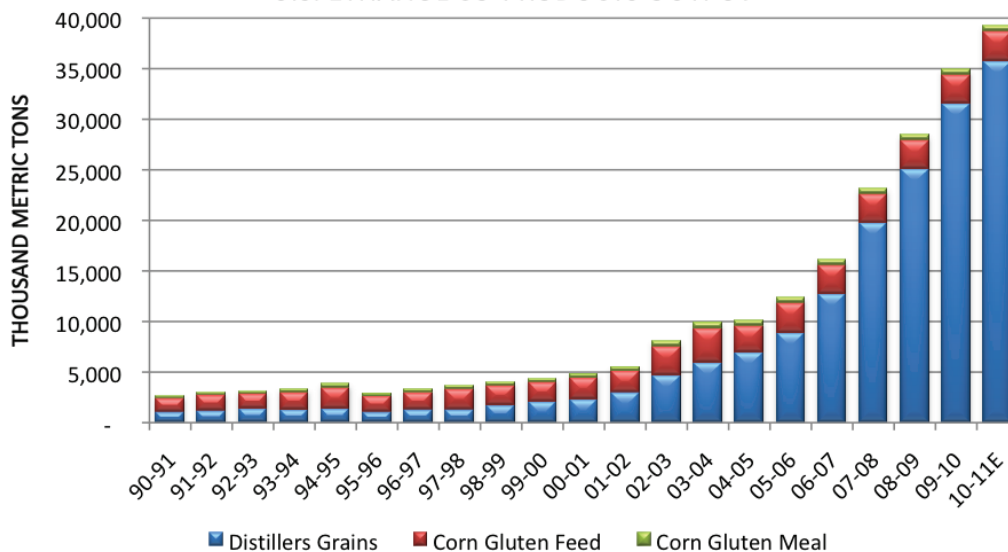
Each 56-pound bushel of corn processed by a dry mill results in the production of approximately 17 pounds of distillers grains and 2.8 gallons of fuel ethanol. Approximately 4.1 billion bushels of corn were processed by dry mills in 2009/10, meaning nearly **31.5 mmt of distillers grains** were produced.

Each 56-pound bushel of corn processed by a dry mill results in the production of approximately 17 pounds of distillers grains and 2.8 gallons of fuel ethanol.

This marks more than a 10-fold increase in distillers grains production over the last decade.

Wet mill ethanol plants processed about 500 million bushels of corn in 2009/10. Approximately 13 pounds of corn gluten feed and 2.5 pounds of corn gluten meal are produced per bushel of corn processed by a wet mill, meaning the industry produced **2.9 mmt of gluten feed** and **550,000 metric tons of gluten meal** in 2009/10. Corn gluten feed and meal production has remained relatively constant in the last decade, as the majority of growth in ethanol production has come from dry mills.

U.S. ETHANOL CO-PRODUCTS OUTPUT



Notes: 10-11 volume is projected based on expected corn use for ethanol; "Distillers Grains" includes all forms



HOW ARE ETHANOL CO-PRODUCTS USED IN LIVESTOCK AND POULTRY DIETS?

Historically, most of the feed co-products generated by the ethanol industry had been fed to beef cattle and dairy cows. However, in recent years the amount of co-products fed to swine and poultry has increased. Applications in species such as fish and sheep are also increasing.

CHS, Inc., a major marketer of feed co-products, estimates beef and dairy consumed about 80% of distillers grains in 2010, while swine consumed 10% and poultry 9%. Other species, such as fish, consumed approximately 1% of distillers grains.⁵ Though poultry and swine still represent a much smaller share of consumption than beef and dairy, usage among non-ruminant species is increasing.

According to the University of Nebraska, when fed to beef, “The energy value [of distillers grains] is consistently higher than corn.” Distillers grains provide approximately 130-150% of the energy of an equivalent amount of corn when fed to beef.

Distillers grains typically replace corn and/or soybean meal in livestock and poultry rations, providing a measure of price relief on the replaced products and extending feed supplies.

Research indicates distillers grains can account for 40% of the daily feed ration for beef cattle,

20-30% for dairy cows, 20-25% for swine, and 15-20% for poultry.⁶ Distillers grains are increasingly recognized as an extremely efficient feed source. In many cases, co-products are a more effective source of energy and protein than the ingredients they are replacing in the diet. According to the University of Nebraska, when fed to beef, “The energy value [of distillers grains] is consistently higher than corn.” Distillers grains provide approximately 130-150% of the energy of an equivalent amount of corn when fed to beef.⁷

Additionally, because of its unique nutritional profile, distillers grains are highly complementary to low-cost feed ingredients like soybean hulls and corn stalks. This allows beef and dairy producers the opportunity to significantly reduce feed costs. Further, removing some of the fat from the distillers grains via the corn oil extraction process results in “low-fat” DDGS that can be more valuable and useful for certain species.

As for the wet milling co-products, corn gluten feed is primarily fed to dairy and beef cattle, while corn gluten meal is used to feed a wide variety of species, including poultry and fish. Corn gluten meal, which features a very high concentration of protein, is often used as an ingredient in pet food as well.

While much has been learned over the past decade about the benefits of feeding co-products, much more research is under way at public and private institutions to increase co-product inclusion levels to best take advantage of their nutritional and economic benefits.

⁵ RFA. Building Bridges to a More Sustainable Future: Ethanol Industry Outlook 2011

⁶ See <http://www.ddgs.umn.edu/feeding.htm> and http://beef.unl.edu/byprodfeeds/manual_02_00.shtml for feed recommendations by species.

⁷ http://beef.unl.edu/byprodfeeds/manual_02_00.shtml

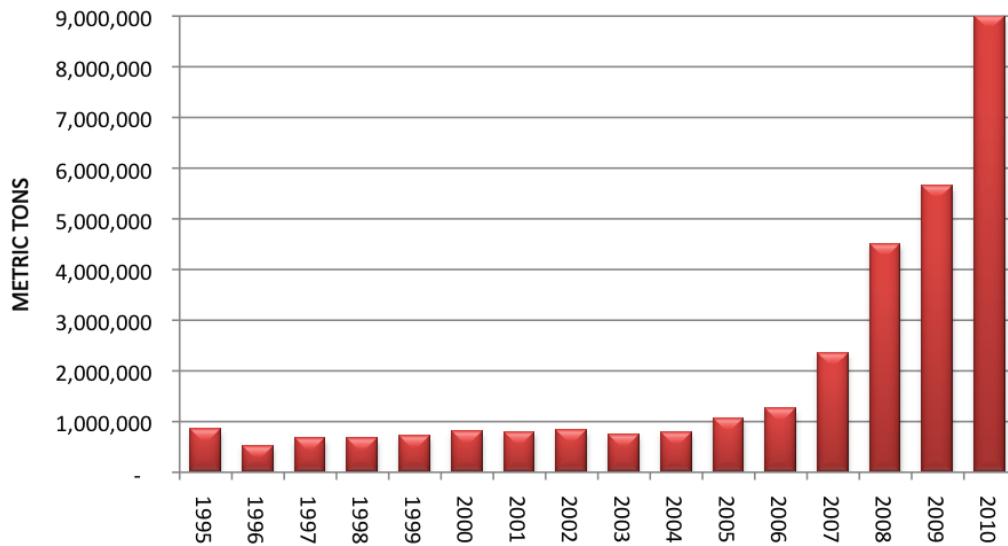


WHERE ARE ETHANOL CO-PRODUCTS BEING USED?

Historically, only small volumes of U.S. distillers grains were exported. But in recent years, distillers grains exports have boomed, reflecting the surge in global demand for energy and protein feeds and the growing acceptance of co-products. Whether it's the cattle feedlot next door to the ethanol plant, or a poultry farm halfway around the world, ethanol co-products are increasingly being viewed as an integral component of the global feed market.

Nearly 9 mmt of distillers grains—more than 25% of total production—were exported in 2010. U.S. distillers grains exports doubled from 2007 to 2008 and doubled again from 2008 to 2010. Ten years ago, the majority of distillers grains exports went to European nations. But today, the leading export markets are scattered across the globe. China was the top importer of U.S. distillers grains in 2010, followed by Mexico, Canada, South Korea and Vietnam. More than 50 countries imported U.S. distillers in 2010, up from less than 20 countries just a decade ago. The United States also exported nearly 1.2 mmt of corn gluten feed in 2010, with most of the product going to Ireland, Israel, Turkey, Spain, and the United Kingdom.

U.S. DISTILLERS GRAINS EXPORTS



Source: USDA Foreign Agricultural Service

Overall, the 10.2 mmt of distillers grains and gluten feed exports in 2010 were volumetrically equivalent to about 400 million bushels of corn, or 20% of total 2009/10 corn grain exports. Increases in ethanol co-product exports are supplementing steady corn export levels, meaning total exports of corn and corn products are trending upward.



HOW DO FEED CO-PRODUCTS IMPACT NET GRAIN USE AND AGRICULTURAL LAND USE?

Discussions about the amount of corn used for ethanol often fail to account for the fact 17 pounds of every 56-pound bushel processed return to the animal feed market. Thus, the volume of corn and the amount of cropland used for ethanol should be looked at in the context of “net usage.” The substitution effect of distillers grains allows the displaced corn to be used for other applications, such as exports or ethanol.

The USDA estimates 5 billion bushels of corn will be used for ethanol production in 2010/11.⁸ However, when the production of distillers grains, corn gluten feed and corn gluten meal are considered, the *net* usage of corn will be closer to 3.5 billion bushels. That would equate to 26% of total projected U.S. corn use in 2010/11, rather than 40% figure commonly quoted by the media. Unfortunately, discussions about the ethanol industry’s use of the U.S. corn supply often fail to distinguish between “gross” and “net” usage.

The USDA estimates 5 billion bushels of corn will be used for ethanol production in 2010/11. However, when the production of distillers grains, corn gluten feed and corn gluten meal are considered, the net usage of corn will be closer to 3.5 billion bushels.

Recently, there has been much debate about the land impacts of expanding biofuels production. The debate over agricultural land use often neglects the fact that only two-thirds of every acre of grain used for ethanol production is actually used for biofuel production. The remaining one-third of the acre is more accurately characterized as producing feed and food.

Another way to examine the land use impacts of ethanol feed co-products is to consider the following example. One acre of corn with a yield of 170 bushels will produce about 810 pounds of protein. One acre of soybeans with a yield of 45 bushels produces about 900 pounds of protein. Since ethanol production utilizes only the starch in the corn kernel, it can be said that one acre of corn produces about 475 gallons of ethanol and nearly as much protein as one acre of soybeans. As noted, the protein from that acre of corn remains in the animal feed chain in the form of distillers grains.

⁸USDA. World Agriculture Supply and Demand Estimates. April 2011.

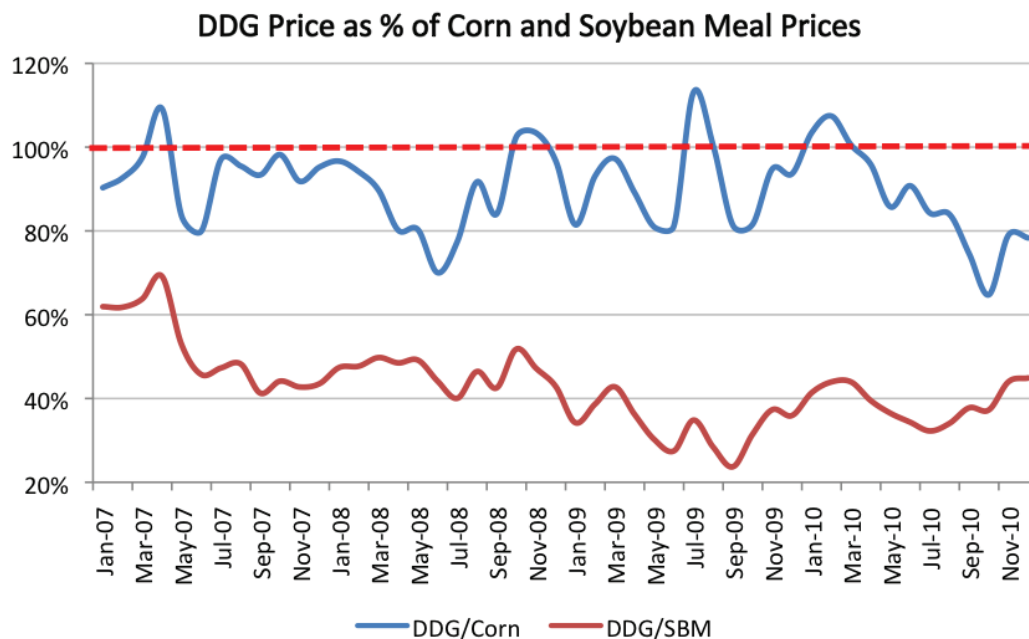


HOW ARE ETHANOL FEED CO-PRODUCTS PRICED RELATIVE TO OTHER FEEDS?

Distillers grains are generally priced at a significant discount to competing feed ingredients, meaning they are a good value for livestock and poultry feeders around the world. Over the past several years, DDG prices in the reference market of Lawrenceburg, Indiana, have consistently sold for 75-90% of the Central Illinois corn price. DDG competes with corn as an energy feed. Distillers grains are also a good buy for feeders who use the product primarily to meet protein needs. On average, DDG prices in Lawrenceburg have been 40% of Central Illinois soybean meal prices since 2007. A ton of DDGS

contains approximately 600 pounds of protein, while a ton of high-protein soybean meal contains 960 pounds of protein. Thus, using 2010 average prices, the price per pound of protein was \$0.20 per pound in a ton of DDG and \$0.33 per pound in a ton of soybean meal.

Over the past several years, DDG prices in the reference market of Lawrenceburg, Indiana, have consistently sold for 75-90% of the Central Illinois corn price.



Source: USDA-ERS Feed Grains Database



WHAT DOES THE FUTURE HOLD FOR ETHANOL FEED CO-PRODUCTS?

Continued expansion of the grain ethanol industry means feed co-product output will continue to grow substantially. Further, a number of new and emerging technologies promise to amplify the ethanol industry's role in producing high-quality feed co-products.

As discussed earlier, a number of dry mills are installing technology that allows them to extract crude corn oil from the stillage on the back end of the process. This crude corn oil can be sold into the feed market (particularly for poultry) or used as a feedstock for biodiesel. When used as a biodiesel

feedstock, corn oil displaces higher value vegetable oils that are typically used in food or feed applications.

The feed co-products resulting from oil extraction practices typically have lower fat and higher protein content than conventional distillers grains. These "low fat" co-products are more useful for certain species.

Not only are U.S. ethanol producers helping to meet future demands for energy, but they are also helping to meet the increasing food and feed needs of a growing world.

Dry fractionation is another technology that is emerging in the dry mill ethanol industry. Essentially, this practice allows dry mill ethanol producers to separate the corn germ and other components from the starch on the front end of the ethanol process. The germ can then be processed and sold as feed or as feedstock for further processing for other uses. This separation allows ethanol producers more flexibility in feed manufacturing and potentially provides customers with products that are more tailored to their specific nutritional needs.

Additionally, a number of new and emerging ethanol processing aids are likely to improve the nutritional quality and utility of ethanol co-products. For instance, technologies are under development to reduce the presence of certain minerals in distillers grains, while other processes are being designed to improve the availability of amino acids in the feed. Ultimately, the success of these new technologies will depend on the demands of the ethanol industry's customers in the animal feed market.

Animal scientists and nutritionists continue to study the feeding of ethanol feed co-products to animals. Though beef, dairy, swine and poultry have been the primary consumers of these co-products historically, an increasing amount of research is being conducted that examines the effects of feeding co-products to other species, such as goats, sheep, and fish. The use of ethanol co-products in human food applications is another area of increasing scientific interest.

While new technologies and practices promise to change the complexion of the ethanol co-products market in the years ahead, one certainty exists about the future of feed co-products: the ethanol industry will continue to take very seriously its role as a producer of safe, quality feed for customers around the world. Not only are U.S. ethanol producers helping to meet future demands for energy, but they are also helping to meet the increasing food and feed needs of a growing world.

