



# COMMODITY SPECIALISTS COMPANY

Agricultural Commodity Experts

[www.csc-world.com](http://www.csc-world.com)

**Steve Markham**

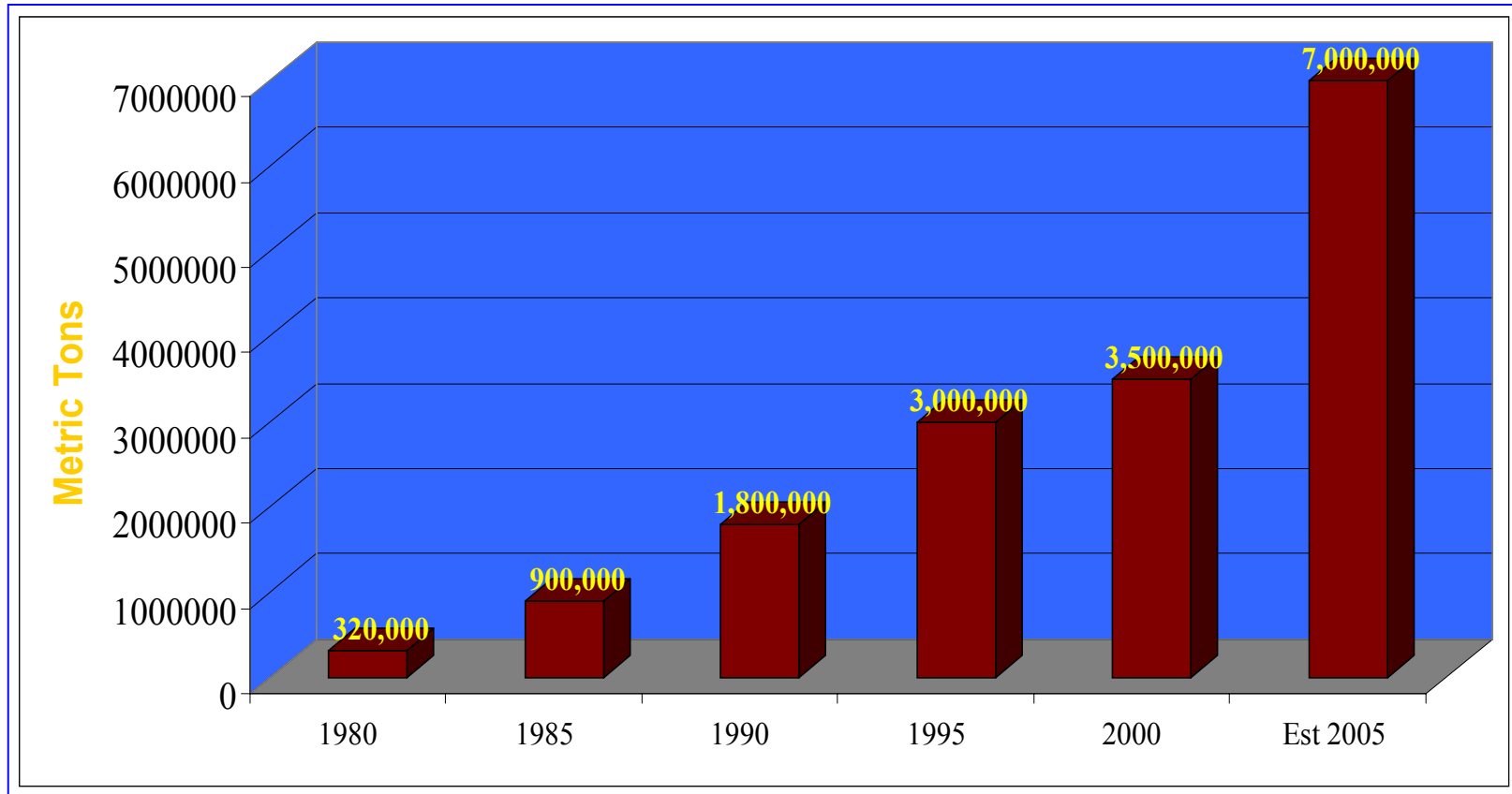
**Sean Broderick Jim Montbriand**

612-330-9130 1-800-769-1066

[smarkham@csc-world.com](mailto:smarkham@csc-world.com)

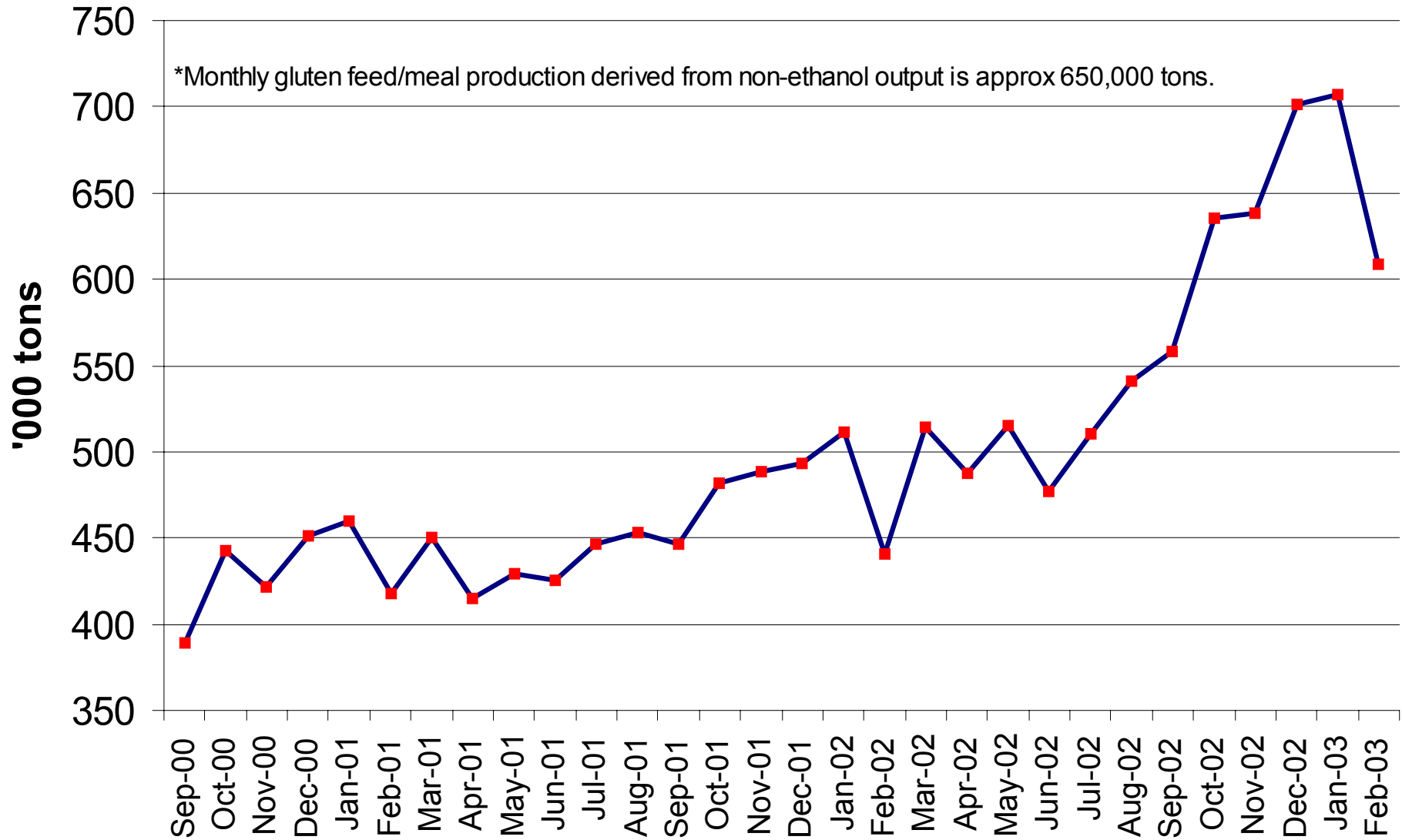


# North American DDG Production





# Monthly DDG, Gluten Feed/Meal & Germ Production

Estimate based solely on monthly ethanol production\*



# U.S. Ethanol Production Facilities

-  Ethanol Production Facility
-  Under Construction

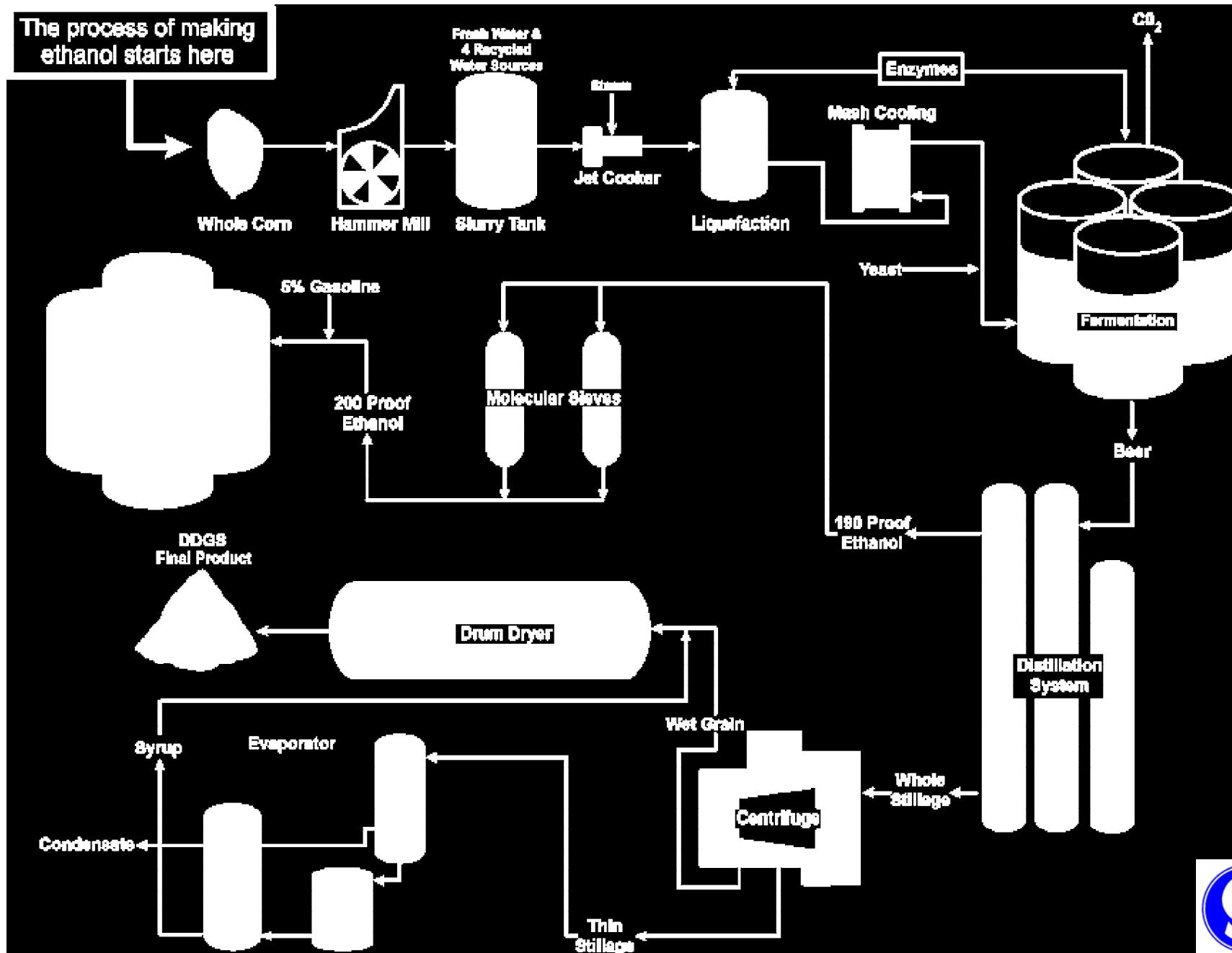


Source: <http://www.ethanolrfa.org/outlook2002.html>

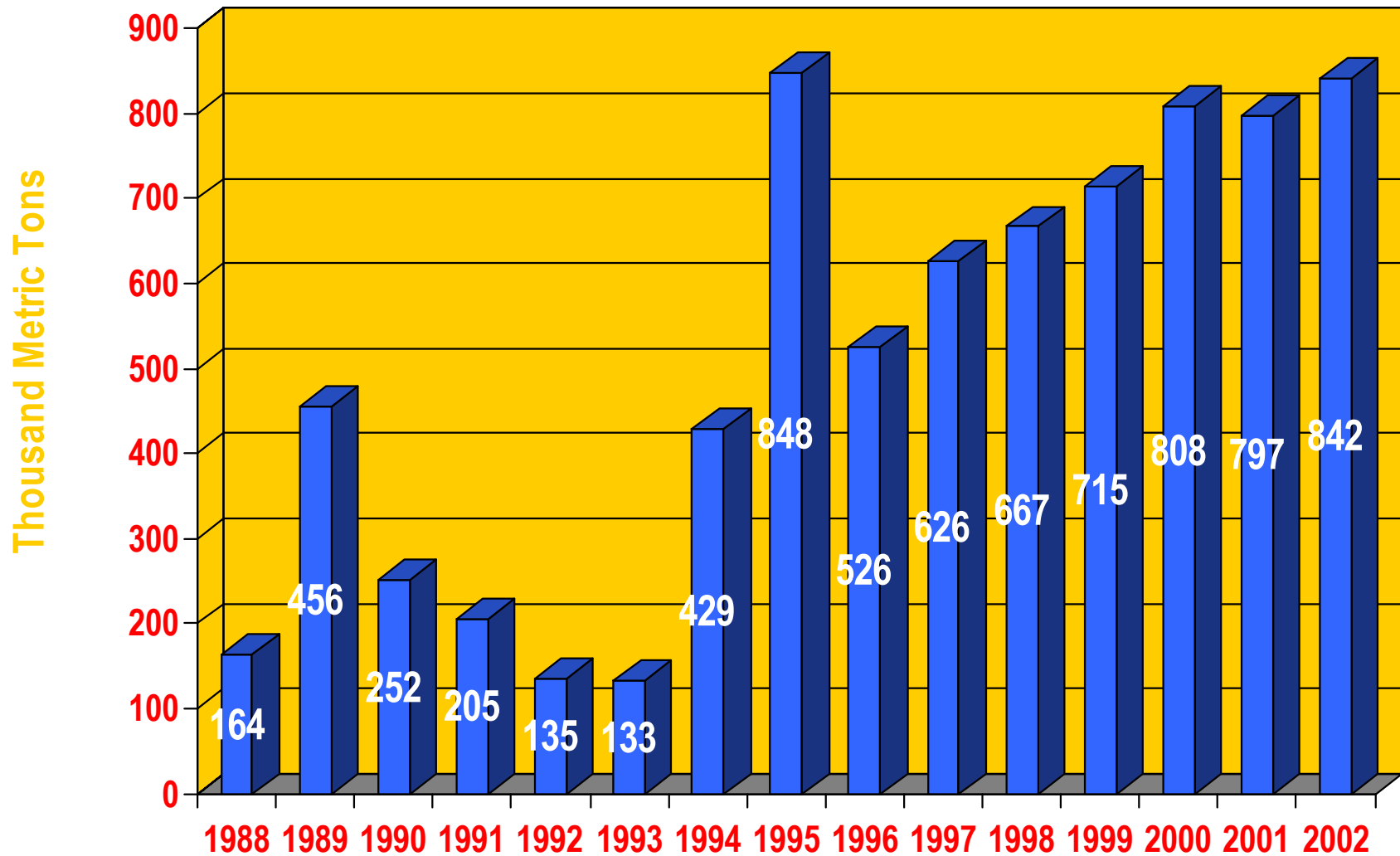


CSC 2003

The process of making ethanol starts here



# North American DDG Exports 1988-2002



**AREA / COUNTRIES OF DESTINATION  
AND COMMODITIES EXPORTED**

**CUMULATIVE TO DATE QUANTITIES**

	<b>JANUARY - DECEMBER</b>				
	<u>1998</u>	<u>1999</u>	<u>2000</u>	<u>2001</u>	<u>2002</u>
AUSTRALIA	0	0	5	0	28
BERMUDA	0	0	0	0	5
BAHAMAS, THE	0	0	0	0	30
BRAZIL	6	0	0	0	0
CANADA	12,938.00	18,305.00	21,728.00	21,260.00	29,858.00
CHILE	0	0	0	33	0
COLOMBIA	0	0	40,442.00	48,495.00	37,702.00
COSTA RICA	0	0	0	0	26,323.00
DENMARK	134,226.00	144,317.00	127,901.00	162,543.00	106,103.00
IRELAND	178,715.00	254,127.00	219,356.00	267,265.00	297,722.00
EL SALVADOR	0	0	0	0	192
FRANCE	31,814.00	20,336.00	27,427.00	2,679.00	3,000.00
GERMANY	0	0	47,708.00	16,168.00	28,333.00
GUATEMALA	0	0	3,065.00	10,070.00	3,849.00
HONG KONG	0	0	88	0	0
HONDURAS	0	0	912	0	0
INDIA	1,047.00	0	0	0	0
ISRAEL	0	0	2,786.00	0	0
ITALY	23,049.00	8,085.00	12,746.00	0	22,032.00
JAPAN	5,280.00	608	1,466.00	26	40
JAMAICA	0	0	4,914.00	0	0
KOREA, REPUBLIC OF	0	0	0	14	0
MEXICO	12,168.00	22,255.00	35,718.00	31,319.00	30,751.00
MOZAMBIQUE	0	0	0	0	87
NETHERLANDS	7,710.00	22,697.00	16,816.00	19,439.00	14,793.00
PANAMA	43	0	0	0	1,247.00
PORTUGAL	99,865.00	69,614.00	97,039.00	67,666.00	74,209.00
QATAR	0	0	37	0	0
PHILIPPINES	0	0	0	0	51
SPAIN	59,666.00	63,040.00	69,199.00	39,324.00	74,677.00
THAILAND	0	62	0	0	0
TAIWAN	0	57	80	0	0
UNITED KINGDOM	100,091.00	91,272.00	69,235.00	111,165.00	86,612.00
VENEZUELA	0	0	9,240.00	0	4,023.00
<b>TOTAL</b>	<b>666,618.00</b>	<b>714,775.00</b>	<b>807,908.00</b>	<b>797,466.00</b>	<b>841,667.00</b>

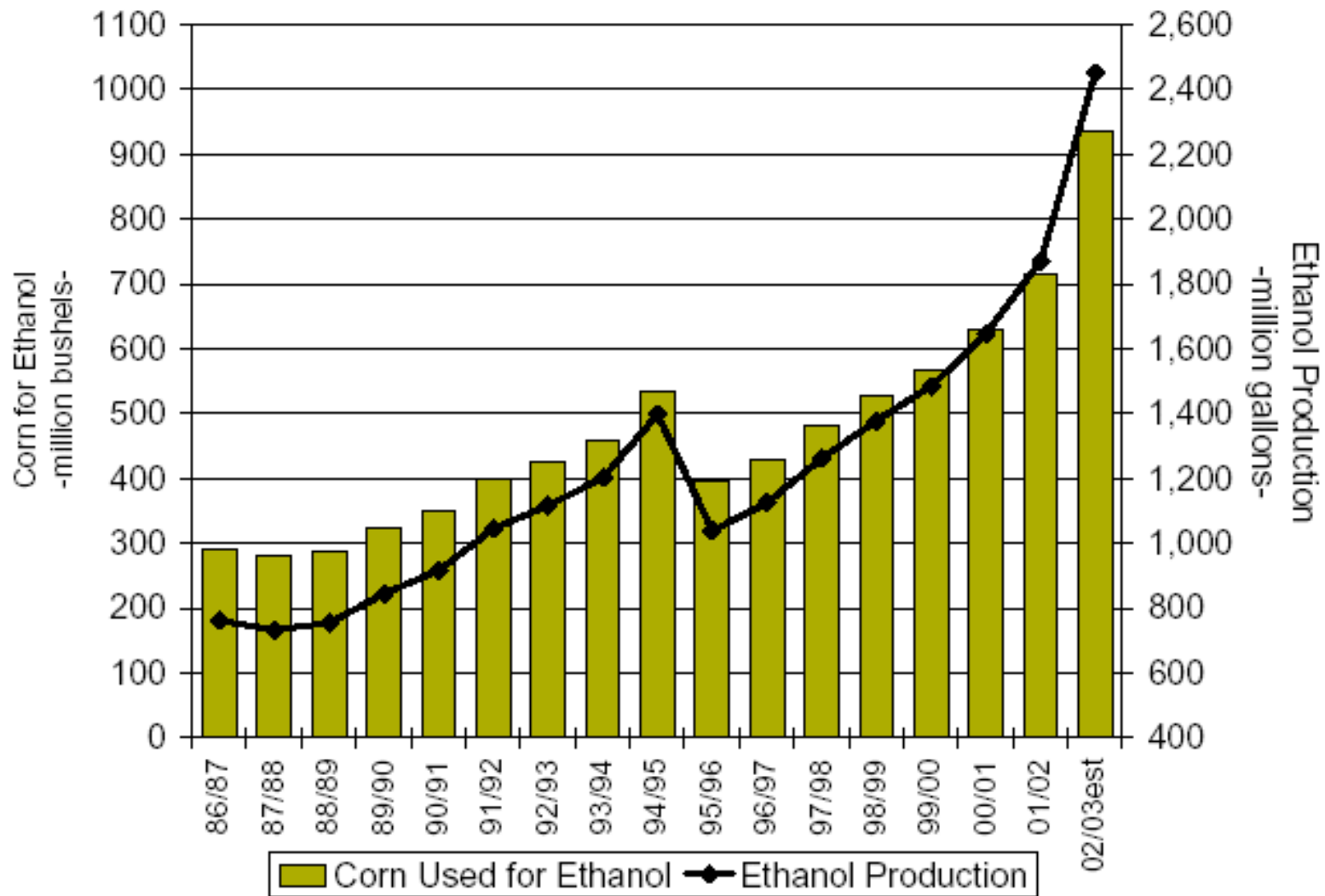
Data Source: Department of Commerce, U.S. Census Bureau, Foreign Trade Statistics



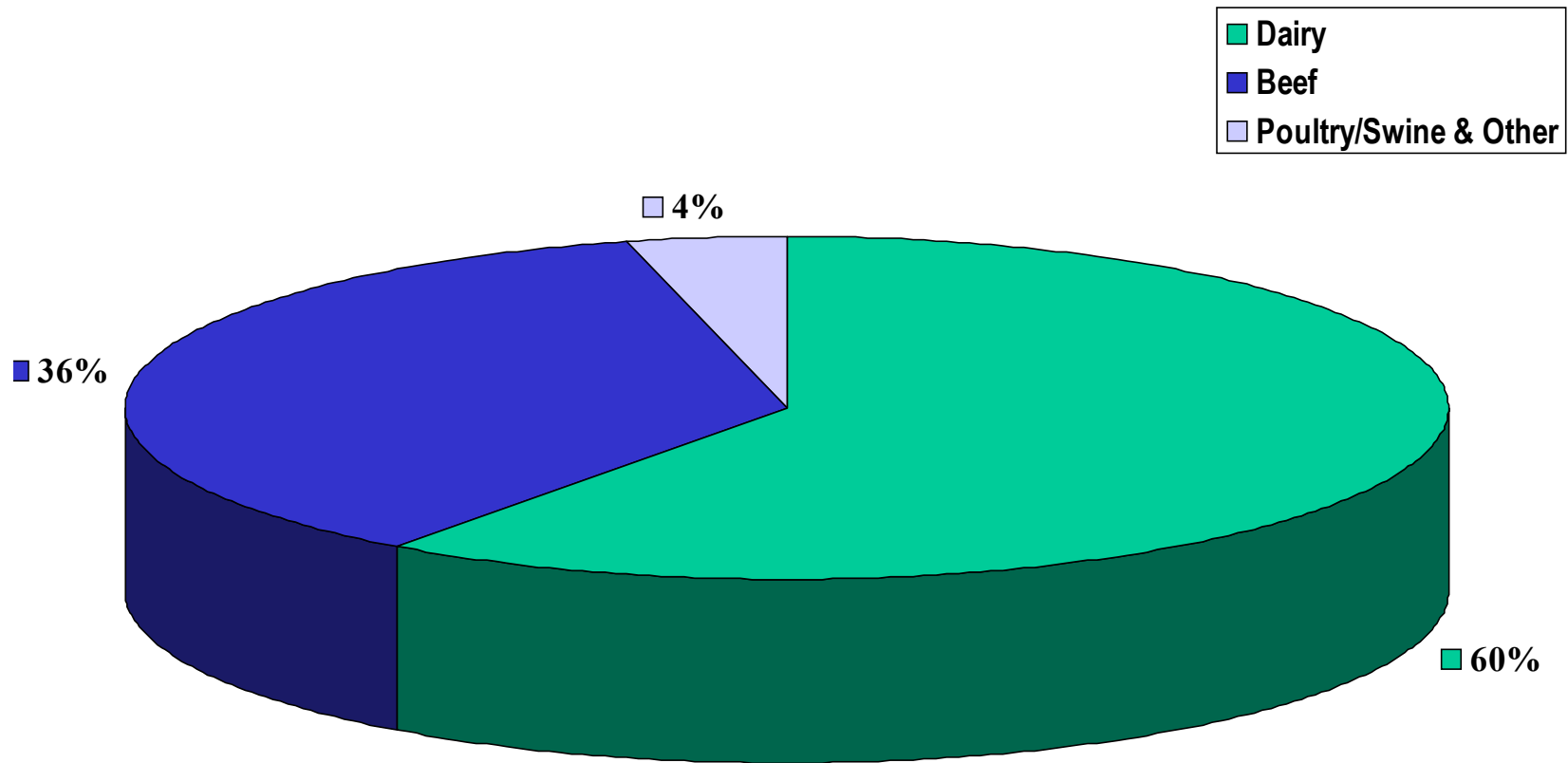
CSC 2003



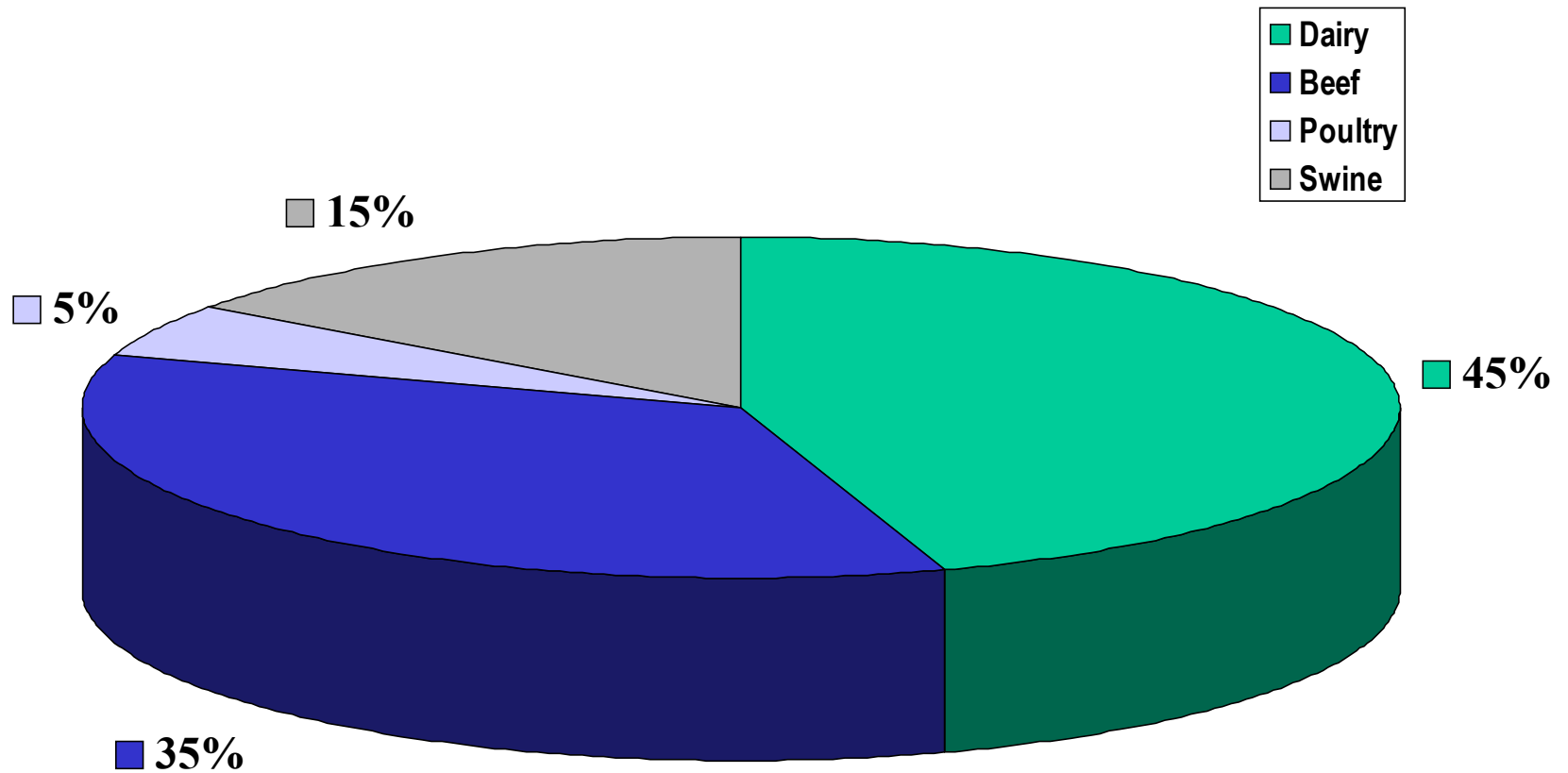
## U.S. Corn for Ethanol Production



# North American DDGS Consumption Estimate 2001



# North American DDGS Consumption Estimate 2002





CSC 2003

[www.ddgs.umn.edu](http://www.ddgs.umn.edu)



CSC 2003